



# Chartpatterns

Heiko Seibel, Bernstein Bank GmbH

## Agenda

- Blow Off Days/Weeks
- Setup Markets
- Strategies with Blow Off



## Tools of the Trade

- (1) Chartpatterns
- (2) Indicators
- (3) Market Structure
- (4) Sentiment
- (5) Mean Reversion
- (6) Trendfollowing
- (7) Seasonal
- (8) Cycles
- (9) Arcane

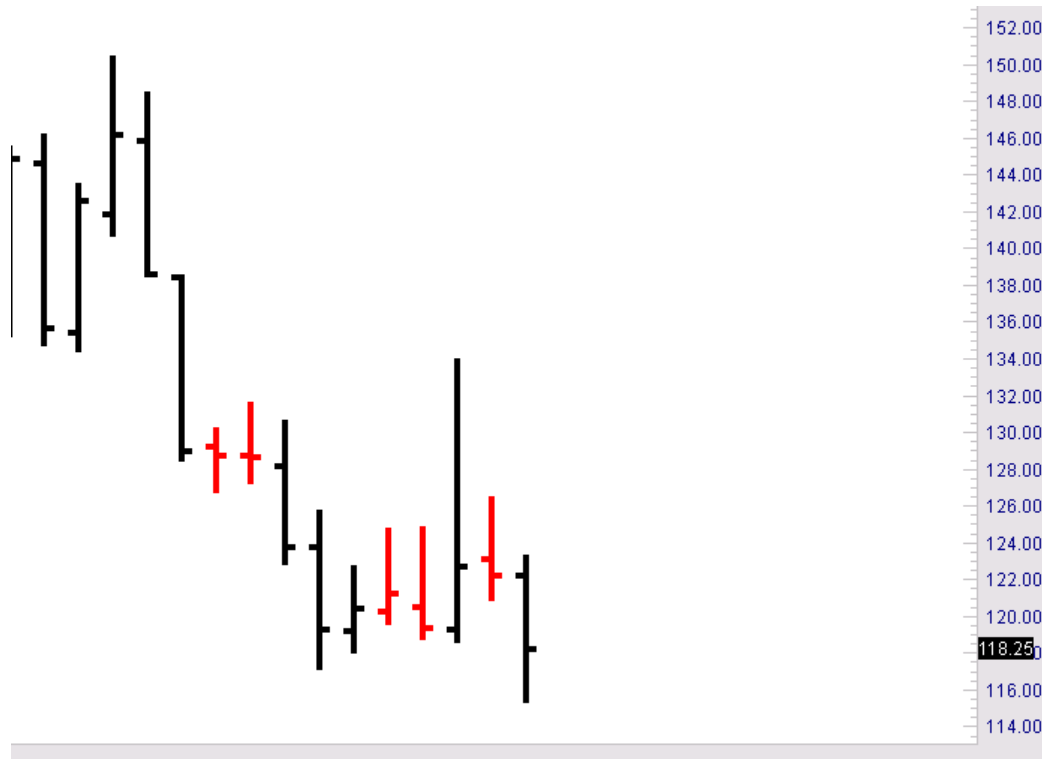


## Tools of the Trade

- (1) **Chartpatterns**
- (2) Indicators
- (3) Market Structure
- (4) Sentiment
- (5) Mean Reversion
- (6) Trendfollowing
- (7) Seasonal
- (8) Cycles
- (9) Arcane



## Range



### Range

- high today - low today
- expressed in Pips or Pct
- averaging possible
- modification: true range

### OC-Range

- AbsValue (Open – Close)

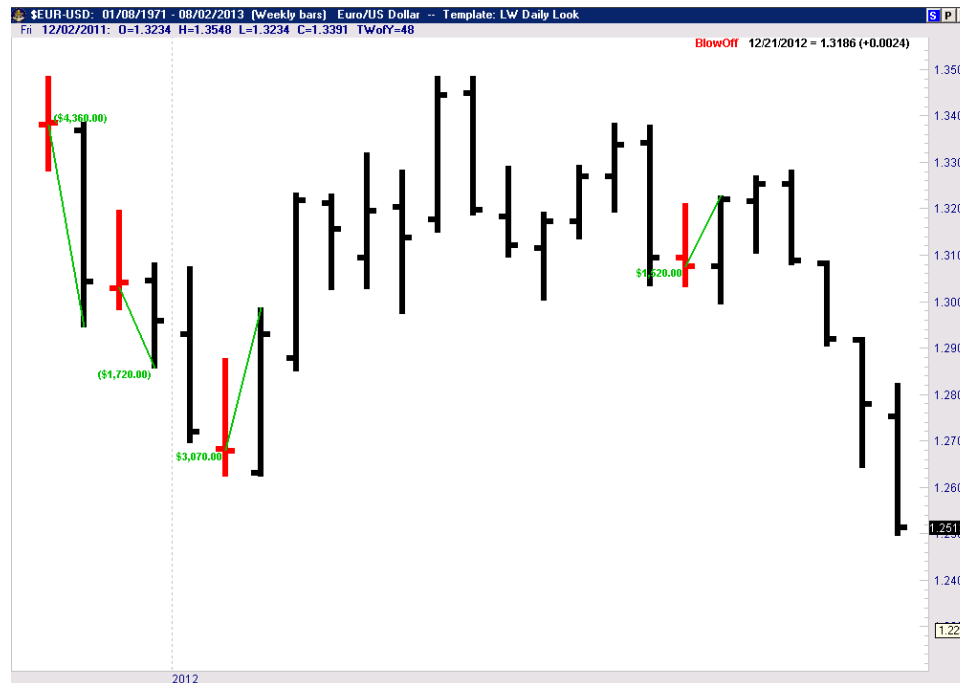
## Blow Off



### Blow Off (red)

- Range
- OC-Range
- Calculation:
  - $OC\text{-Range} / \text{Range} * 100$
- Short term volatility concept
- Value < 20 good trading setups!
- Blow Off expected!

# Blow Off Days in EURUSD



# Blow Off Weeks in EURUSD





## Markets Setup to Blow Off

### Daily Timeframe

Flag	Symbol	Description
		in Out (hotkey: 'Esc')
		Australian Dollar/Can Dollar
<input type="checkbox"/>	\$EUR-JPY	Euro/Japanese Yen
<input type="checkbox"/>	\$GBP-CZK	British Pound/Czech Koruna
<input type="checkbox"/>	\$GBP-HUF	British Pound/Hungarian Forir
<input type="checkbox"/>	\$GBP-PLN	British Pound/Poland Zloty
<input type="checkbox"/>	\$NOK-SEK	Norwegian Krone/Swedish Kr
<input type="checkbox"/>	\$SGD-JPY	Singapore Dollar/Japanese Y
<input type="checkbox"/>	\$USD-EGP	US Dollar/Egyptian Pound
<input type="checkbox"/>	\$USD-HKD	US Dollar/Hong Kong Dollar
<input type="checkbox"/>	\$USD-ILS	US Dollar/Israeli Shekel
<input type="checkbox"/>	\$USD-NOK	US Dollar/Norwegian Krone
<input type="checkbox"/>	\$USD-SEK	US Dollar/Swedish Krona

### Weekly Timeframe

Flag	Symbol	Description
<input type="checkbox"/>	\$AUD-NZD	Australian Dollar/NZ Dollar
<input type="checkbox"/>	\$CHF-HKD	Swiss Franc/Hong Kong Doll
<input type="checkbox"/>	\$EUR-CHF	Euro/Swiss Franc
<input type="checkbox"/>	\$EUR-CNY	Euro/Chinese Yuan
<input type="checkbox"/>	\$EUR-DKK	Euro/Danish Krone
<input type="checkbox"/>	\$EUR-HKD	Euro/Hong Kong Dollar
<input type="checkbox"/>	\$EUR-PLN	Euro/Poland Zloty
<input type="checkbox"/>	\$EUR-USD	Euro/US Dollar
<input type="checkbox"/>	\$GBP-HUF	British Pound/Hungarian Forir
<input type="checkbox"/>	\$GBP-JPY	British Pound/Japanese Yen
<input type="checkbox"/>	\$GBP-NOK	British Pound/Norwegian Kro
<input type="checkbox"/>	\$GBP-THB	British Pound/Thai Baht
<input type="checkbox"/>	\$JPY-NOK	Japanese Yen/Norwegian Kr
<input type="checkbox"/>	\$SGD-JPY	Singapore Dollar/Japanese Y
<input type="checkbox"/>	\$USD-CHF	US Dollar/Swiss Franc
<input type="checkbox"/>	\$USD-CZK	US Dollar/Czech Koruna
<input type="checkbox"/>	\$USD-DKK	US Dollar/Danish Krone
<input type="checkbox"/>	\$USD-HKD	US Dollar/Hong Kong Dollar
<input type="checkbox"/>	\$USD-MXN	US Dollar/Mexican Peso

## EURJPY Blow Off Strategy

### Summary - All Trades

#### Overall

Total Net Profit:	\$13,048	Profit Factor (\$Wins/\$Losses):	<b>1.86</b>
Total Trades:	628	Winning Percentage:	58.4%
Average Trade:	\$21	Payout Ratio (AvgWin/AvgLoss):	1.32
Max Closed-out Drawdown:	<b>-\$1,483</b>	CPC Index (PF x Win% x PR):	1.43
Max Intraday Drawdown:	<b>-\$1,585</b>	Expectancy (AvgTrade/AvgLoss):	35.54%
Account Size Required:	\$1,585	Return Pct:	<b>823.2%</b>
Open Equity:	\$52	Kelly Pct (AvgTrade/AvgWin):	26.94%
Percent in the Market:	10.6%	Optimal f:	0.86
Avg # of Bars in Trade:	1.48	Z-Score (W/L Predictability):	0.6
Avg # of Trades per Year:	18.8	Current Streak:	1 Wins

#### Monthly Profit Analysis

Average Monthly Profit:	\$32	Monthly Sharpe Ratio:	0.22
Std Dev of Monthly Profits:	\$131	Annualized Sharpe Ratio:	0.76
		Calmar Ratio:	0.25

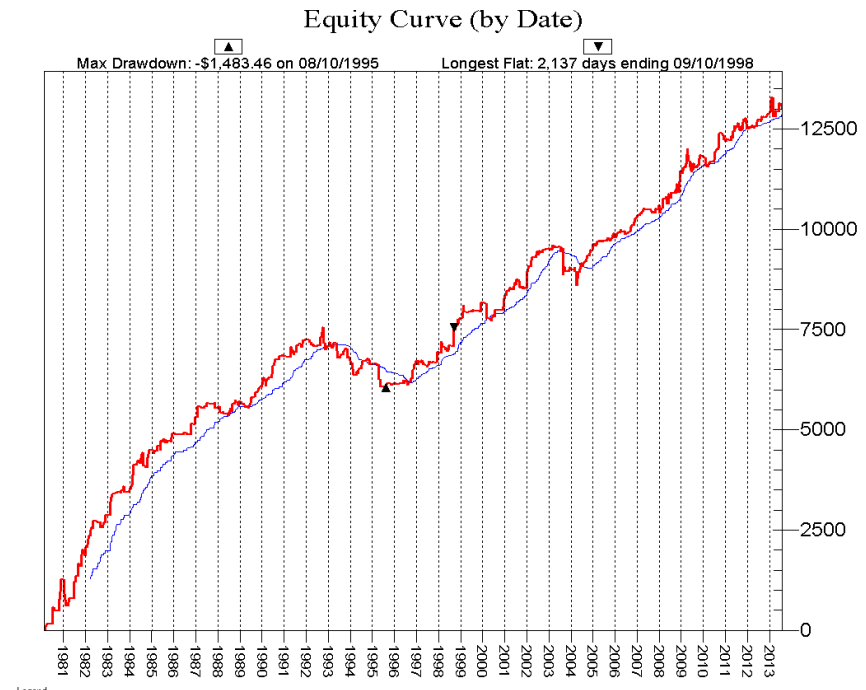
### ENTER LONG

- BlowOff
- Close > MovingAvg (5)
- Buy High STOP

### EXIT LONG

Stop-Loss: 100 Pips  
RSI (2) > 50

# EURJPY Blow Off Strategy



## EURGBP Blow Off / RSI Strategy

### Summary - All Trades

#### Overall

Total Net Profit:	\$8,863	Profit Factor (\$Wins/\$Losses):	<b>1.80</b>
Total Trades:	548	Winning Percentage:	65.7%
Average Trade:	\$16	Payout Ratio (AvgWin/AvgLoss):	0.94
Max Closed-out Drawdown:	<b>-\$1,228</b>	CPC Index (PF x Win% x PR):	1.11
Max Intraday Drawdown:	<b>-\$1,427</b>	Expectancy (AvgTrade/AvgLoss):	27.29%
Account Size Required:	\$1,427	Return Pct:	<b>621.1%</b>
Open Equity:	\$0	Kelly Pct (AvgTrade/AvgWin):	29.11%
Percent in the Market:	16.6%	Optimal f:	0.80
Avg # of Bars in Trade:	2.65	Z-Score (W/L Predictability):	0.6
Avg # of Trades per Year:	16.5	Current Streak:	1 Losses

#### Monthly Profit Analysis

Average Monthly Profit:	\$22	Monthly Sharpe Ratio:	0.16
Std Dev of Monthly Profits:	\$114	Annualized Sharpe Ratio:	0.57
		Calmar Ratio:	0.19

#### EnterLong:

Blow Off And  
RSI (3) < RSI (3).1 < RSI (3).2 And  
Close > MovingAvg (Close , 20)

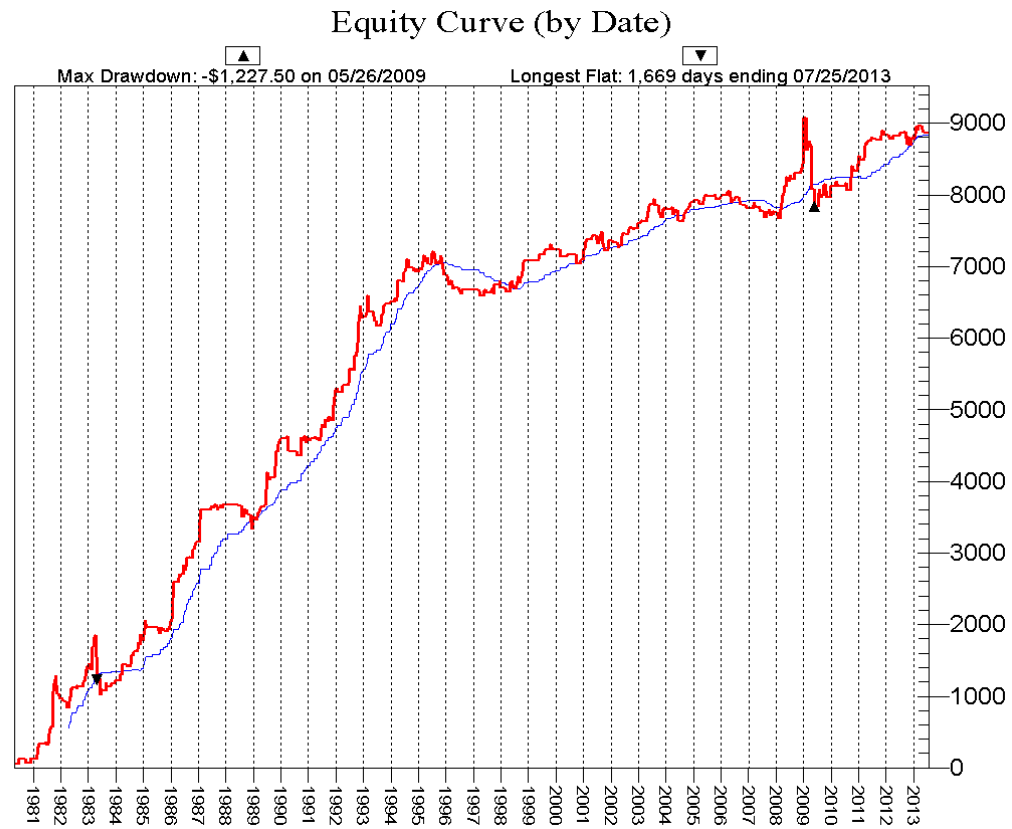
#### ExitLong:

RSI (2) > 50

#### StopLoss:

100 Pips

# EURGBP Blow Off / RSI Strategy



## DISCLAIMER

This document has been prepared by Bernstein Bank GmbH, exclusively for the purposes of an informational presentation by Bernstein Bank GmbH. The presentation must not be modified or disclosed to third parties without the explicit permission of Bernstein Bank GmbH. Any persons who may come into possession of this information and these documents must inform themselves of the relevant legal provisions applicable to the receipt and disclosure of such information, and must comply with such provisions. This presentation may not be distributed in or into any jurisdiction where such distribution would be restricted by law. This presentation is provided for general information purposes only. It does not constitute an offer to enter into a contract on the provision of advisory services or an offer to buy or sell financial instruments. As far as this presentation contains information not provided by Bernstein Bank GmbH nor established on its behalf, this information has merely been compiled from reliable sources without specific verification. Therefore, Bernstein Bank GmbH does not give any warranty, and makes no representation as to the completeness or correctness of any information or opinion contained herein. Bernstein Bank GmbH accepts no responsibility or liability whatsoever for any expense, loss or damages arising out of, or in any way connected with, the use of all or any part of this presentation. This presentation may contain forward-looking statements of future expectations and other forward-looking statements or trend information that are based on current plans, views and/or assumptions and subject to known and unknown risks and uncertainties, most of them being difficult to predict and generally beyond Bernstein Bank GmbH's control. This could lead to material differences between the actual future results, performance and/or events and those expressed or implied by such statements. Bernstein Bank GmbH assumes no obligation to update any forward-looking statement or any other information contained herein.



**Bernstein Bank GmbH**

Maximilianstraße 13

80539 München

Germany

[www.bernstein-bank.com](http://www.bernstein-bank.com)

Phone +49 (0) 89 2154 310-0

Fax +49 (0) 89 2154 310-99

[info@bernstein-bank.com](mailto:info@bernstein-bank.com)